

NAM Multi-Asset Capital Stable Portfolio (GBP)

30 November 2020



PLATFORM ACCESS

Momentum Wealth International

Model Manager

Newport Asset Management

Investment Category

Cash / Short Term Money Market

Investment Objective

The objective of the portfolio is to provide a cash-enhanced type of return with little risk of drawdown or capital loss. It is suitable for investors that need to generate a modest level of return while holding cash

Risk Profile

LOW - the estimated frequency of an annual negative return being 0 in 10 years

Sector / Peer Group

IA Standard Money Market

Minimum suggested time frame

5 Years

Underlying Investments

Collective Investment Schemes

Exchange Traded Funds (ETFs)

Number of Holdings

4

Notes

1. Past performance is not an indication of future performance
2. Returns and holdings will vary between investors given the nature of timing and separate account ownership on the platform
3. Model portfolio gross total returns assume re-investment of all dividends and coupon income, nil entry & exit and do not take taxes into account
4. Returns greater than 12 months are cumulative gross total returns
5. Returns are net of underlying fund fees, but do not take into account any platform fees and management fees levied by NPW or platform

*Commencement of performance data = 30/06/2014. Performance prior to inception is simulated based on the portfolio holdings and % allocations at the time of inception and assumes an annual 30 June re-balance

IA = UK Investment Association

Investment Style/Strategy

The portfolio invests (via multiple managers) in high-quality money market securities and bonds issued by government, government-related and corporate entities predominantly in the UK. The combination of short-term debt securities and money-market securities offers the potential for higher yields than those associated with just cash. The securities held in the underlying funds are predominantly rated the equivalent of at least A- (long-term) by Standard & Poor's or equivalent ratings agency

Suitability

The portfolio is designed for investors who...

- Seek capital stability through a portfolio of income producing assets only
- Seek diversification across a number of specialist fund managers
- Seek to protect their capital from inflation with little risk of capital loss

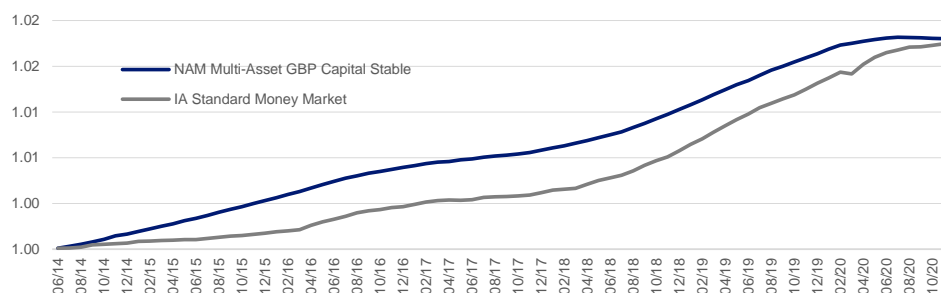
Current Asset Allocation



Model Static Weights

Ashburton - Sterling Money Market	25.00%
Insight - ILF GBP Liquidity	25.00%
JPMorgan Liquidity	25.00%
Schroder SSSF - Sterling Liquidity Plus	25.00%
	100%

Performance - Cumulative Return*



Performance - % Returns* (to last month end)

	1m	3m	6m	1yr	3yr	Incep*
NAM Multi-Asset Capital Stable	0.00	-0.01	0.01	0.21	1.23	2.29
IA Standard Money Market	0.02	0.04	0.15	0.49	1.65	2.24

	Max Drawdown	Ann. Vol.
NAM Multi-Asset Capital Stable	-0.01%	0.05%
IA Standard Money Market	-0.02%	0.08%

Ratios are annualised since inception to last month end using a risk free rate of 1.00% where applicable

DISCLAIMER

Neither Newport Private Wealth Pty Ltd ("NPW"), its affiliates nor their content providers guarantee the data and content contained herein to be accurate, complete or timely nor will they have any liability for its use or distribution. The material is not for use within any jurisdiction or by and person where such use would constitute a violation of law or regulation or would subject NPW or its affiliates to any registration or other requirements within such jurisdiction. To the extent that any of the content constitutes advice, it is general advice or 'class service' that has been prepared by NPW without reference to your objectives, financial situation or needs. Past performance does not necessarily indicate a financial product's future performance. To obtain advice tailored to your situation, contact a professional financial adviser.

NAM Multi-Asset Cautious Portfolio (GBP)

30 November 2020



PLATFORM ACCESS

Momentum Wealth International

Model Manager

Newport Asset Management

Investment Category

Multi-Asset Cautious

Investment Objective

The objective of the portfolio is to provide a modest level of investment return in the form of capital growth and income with a modest risk of drawdown and low price volatility

Risk Profile

LOW - the estimated frequency of an annual negative return being 1 in 10 years

Sector / Peer Group

IA Mixed Investment 0-35% Shares

Minimum suggested time frame

5 Years

Underlying Investments

Collective Investment Schemes

Exchange Traded Funds (ETFs)

Number of Holdings

8

Notes

1. Past performance is not an indication of future performance
2. Returns and holdings will vary between investors given the nature of timing and separate account ownership on the platform
3. Model portfolio gross total returns assume re-investment of all dividends and coupon income, nil entry & exit and do not take taxes into account
4. Returns greater than 12 months are cumulative gross total returns
5. Returns are net of underlying fund fees, but do not take into account any platform fees and management fees levied by NPW or platform

*Commencement of performance data = 30/06/2014. Performance prior to inception is simulated based on the portfolio holdings and % allocations at the time of inception and assumes an annual 30 June re-balance

IA = UK Investment Association

Investment Style/Strategy

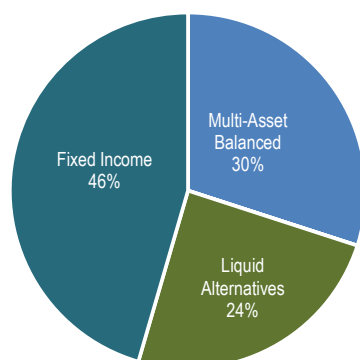
The portfolio is built using a core/satellite approach. The core is made up of a multi-asset, multi-manager fund that has a balanced (capital growth & income/yield) risk & return target. The satellite holdings will add either some further growth or defensive allocations depending on the risk profile as well as an allocation to absolute return strategies

Suitability

The portfolio is designed for investors who...

- Seek modest capital growth through more defensive asset classes
- Seek diversification across asset classes and specialist fund managers
- Seek capital growth with reduced drawdown risk & low volatility

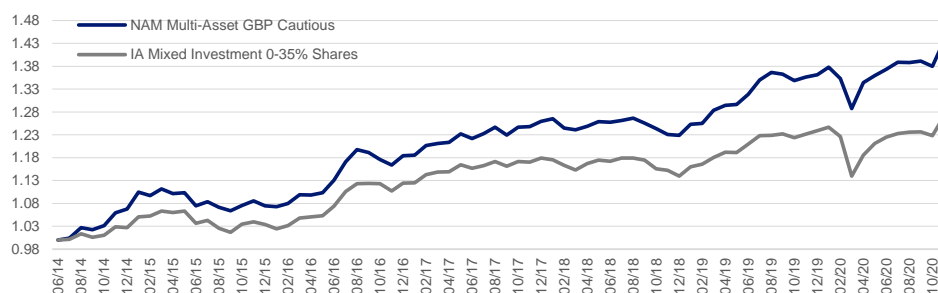
Current Asset Allocation



Model Static Weights

Harmony Sterling Balanced	30.00%
iShares Core UK Gilts UCITS ETF	14.00%
iShares Core GBP Corporate Bond UCITS ETF	10.50%
Invesco Sterling Bond	10.50%
Schroders Sterling Corporate Bond Fund	10.50%
LF Ruffer - Total Return	10.50%
Man AHL Diversity Alternative	7.00%
Man GLG Alpha Select Alternative	7.00%
	100%

Performance - Cumulative Return*



Performance - % Returns* (to last month end)

	1m	3m	6m	1yr	3yr	Incep*
NAM Multi-Asset Cautious	3.95	3.33	5.54	5.79	14.96	43.46
IA Mixed Investment 0-35% Shares	3.44	2.75	4.90	3.16	8.56	27.02

	Max Drawdown	Ann. Vol.
NAM Multi-Asset Cautious	-6.56%	5.14%
IA Mixed Investment 0-35% Shares	-8.59%	4.99%

Ratios are annualised since inception to last month end using a risk free rate of 1.00% where applicable

DISCLAIMER

Neither Newport Private Wealth Pty Ltd ("NPW"), its affiliates nor their content providers guarantee the data and content contained herein to be accurate, complete or timely nor will they have any liability for its use or distribution. The material is not for use within any jurisdiction or by and person where such use would constitute a violation of law or regulation or would subject NPW or its affiliates to any registration or other requirements within such jurisdiction. To the extent that any of the content constitutes advice, it is general advice or 'class service' that has been prepared by NPW without reference to your objectives, financial situation or needs. Past performance does not necessarily indicate a financial product's future performance. To obtain advice tailored to your situation, contact a professional financial adviser.

PLATFORM ACCESS

Momentum Wealth International

Model Manager

Newport Asset Management

Investment Category

Multi-Asset Balanced

Investment Objective

The objective of the portfolio is to provide an investment return, predominantly in the form of capital growth (& some income), with a slightly higher risk of drawdown and some price volatility

Risk Profile

MEDIUM - the estimated frequency of an annual negative return being 2 in 10 years

Sector / Peer Group

IA Mixed Investment 20-60% Shares

Minimum suggested time frame

5 Years

Underlying Investments

Collective Investment Schemes

Exchange Traded Funds (ETFs)

Number of Holdings

11

Notes

1. Past performance is not an indication of future performance
2. Returns and holdings will vary between investors given the nature of timing and separate account ownership on the platform
3. Model portfolio gross total returns assume re-investment of all dividends and coupon income, nil entry & exit and do not take taxes into account
4. Returns greater than 12 months are cumulative gross total returns
5. Returns are net of underlying fund fees, but do not take into account any platform fees and management fees levied by NPW or platform

*Commencement of performance data = 30/06/2014. Performance prior to inception is simulated based on the portfolio holdings and % allocations at the time of inception and assumes an annual 30 June re-balance

IA = UK Investment Association

Investment Style/Strategy

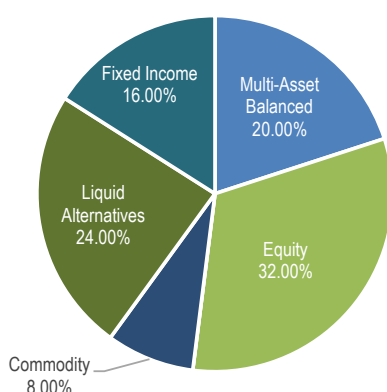
The portfolio is built using a core/satellite approach. The core is made up of a multi-asset, multi-manager fund that has a Balanced growth & defensive asset allocation and risk/return target. The satellite holdings will add either some further growth or defensive allocations depending on the risk profile as well as an allocation to absolute return strategies

Suitability

The portfolio is designed for investors who...

- Seek some capital growth through a balance of both growth & defensive assets
- Seek diversification across asset classes and specialist fund managers
- Seek capital growth with reduced drawdown risk via "liquid alternative" strategies

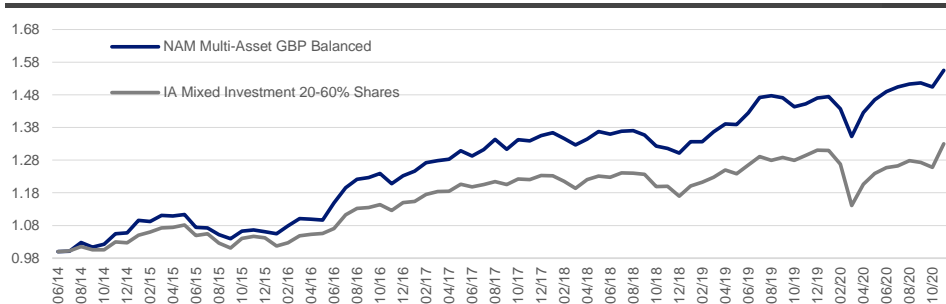
Current Asset Allocation



Model Static Weights

Harmony Sterling Balanced	20.00%
Momentum Global Equity Enhanced Index Fund	8.00%
Momentum Global Equity Fund	8.00%
Marlborough - UK Multi-Cap Growth	8.00%
Vanguard - Emerging Markets Stock Index	8.00%
iShares Physical Gold ETF	8.00%
iShares GBP Index-Linked Gilts UCITS ETF	8.00%
Invesco Sterling Bond	8.00%
LF Ruffer - Total Return	8.00%
Man AHL Diversity Alternative	8.00%
Man GLG Alpha Select Alternative	8.00%

Performance - Cumulative Return*



Performance - % Returns* (to last month end)

	1m	3m	6m	1yr	3yr	Incep*
NAM Multi-Asset Balanced	3.40	2.75	6.14	7.07	16.09	55.50
IA Mixed Investment 20-60% Shares	5.75	4.10	7.35	2.79	9.03	33.04

	Max Drawdown	Ann. Vol.
NAM Multi-Asset Balanced	-8.47%	6.67%
IA Mixed Investment 20-60% Shares	-12.89%	7.18%

Ratios are annualised since inception to last month end using a risk free rate of 1.00% where applicable

DISCLAIMER

Neither Newport Private Wealth Pty Ltd ("NPW"), its affiliates nor their content providers guarantee the data and content contained herein to be accurate, complete or timely nor will they have any liability for its use or distribution. The material is not for use within any jurisdiction or by and person where such use would constitute a violation of law or regulation or would subject NPW or its affiliates to any registration or other requirements within such jurisdiction. To the extent that any of the content constitutes advice, it is general advice or 'class service' that has been prepared by NPW without reference to your objectives, financial situation or needs. Past performance does not necessarily indicate a financial product's future performance. To obtain advice tailored to your situation, contact a professional financial adviser.

PLATFORM ACCESS

Momentum Wealth International

Model Manager

Newport Asset Management

Investment Category

Multi-Asset Growth

Investment Objective

The objective of the portfolio is to provide an investment return predominantly in the form of capital growth. It is suitable for investors who seek a high return on investment and can tolerate a higher level of drawdown risk & volatility

Risk Profile

HIGH - the estimated frequency of an annual negative return being 3 in 10 years

Sector / Peer Group

IA Mixed Investment 40-85% Shares

Minimum suggested time frame

5 Years

Underlying Investments

Collective Investment Schemes

Exchange Traded Funds (ETFs)

Number of Holdings

11

Notes

1. Past performance is not an indication of future performance
2. Returns and holdings will vary between investors given the nature of timing and separate account ownership on the platform
3. Model portfolio gross total returns assume re-investment of all dividends and coupon income, nil entry & exit and do not take taxes into account
4. Returns greater than 12 months are cumulative gross total returns
5. Returns are net of underlying fund fees, but do not take into account any platform fees and management fees levied by NPW or platform

*Commencement of performance data = 30/06/2014. Performance prior to inception is simulated based on the portfolio holdings and % allocations at the time of inception and assumes an annual 30 June re-balance

IA = UK Investment Association

Investment Style/Strategy

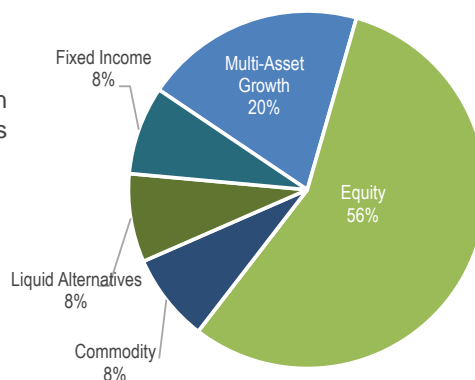
The portfolio is built using a core/satellite approach. The core is made up of a multi-asset, multi-manager fund that has a Growth asset allocation and risk/return target. The satellite holdings will add either some further growth or defensive allocations depending on the risk profile as well as an allocation to absolute return strategies

Suitability

The portfolio is designed for investors who...

- Seek a higher rate of capital growth through a portfolio of mostly growth assets
- Seek some diversification across asset classes and specialist fund managers
- Seek capital growth with reduced drawdown risk via "liquid alternative" strategies

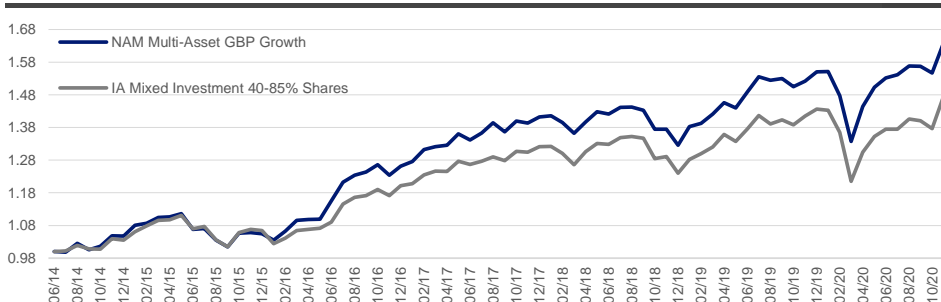
Current Asset Allocation



Model Static Weights

Harmony Sterling Growth	20.00%
Momentum Global Equity Enhanced Index Fund	8.00%
Momentum Global Equity Fund	8.00%
iShares MSCI World GBP Hedged UCITS ETF	12.00%
Marlborough - UK Multi-Cap Growth	12.00%
Vanguard - Emerging Markets Stock Index	8.00%
First Sentier - Global Listed Infrastructure	8.00%
iShares Physical Gold ETF	8.00%
iShares GBP Index-Linked Gilts UCITS ETF	4.00%
Invesco Sterling Bond	4.00%
LF Ruffer - Total Return	8.00%

Performance - Cumulative Return*



Performance - % Returns* (to last month end)

	1m	3m	6m	1yr	3yr	Incep*
NAM Multi-Asset Growth	6.00	4.57	9.11	7.71	17.69	63.97
IA Mixed Investment 40-85% Shares	7.25	5.02	9.23	4.38	13.23	47.69

	Max Drawdown	Ann. Vol.
NAM Multi-Asset Growth	-13.79%	9.11%
IA Mixed Investment 40-85% Shares	-15.41%	9.21%

Ratios are annualised since inception to last month end using a risk free rate of 1.00% where applicable

DISCLAIMER

Neither Newport Private Wealth Pty Ltd ("NPW"), its affiliates nor their content providers guarantee the data and content contained herein to be accurate, complete or timely nor will they have any liability for its use or distribution. The material is not for use within any jurisdiction or by and person where such use would constitute a violation of law or regulation or would subject NPW or its affiliates to any registration or other requirements within such jurisdiction. To the extent that any of the content constitutes advice, it is general advice or 'class service' that has been prepared by NPW without reference to your objectives, financial situation or needs. Past performance does not necessarily indicate a financial product's future performance. To obtain advice tailored to your situation, contact a professional financial adviser.